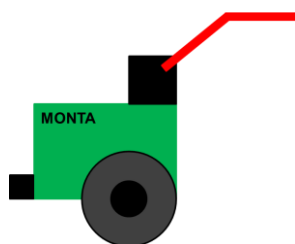


Sammenligning av Rapid modeller

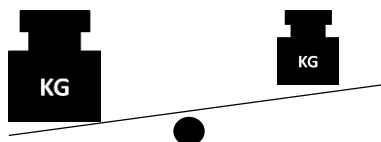
Rapid MONTA



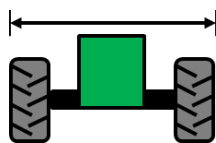
Rapid VAREA



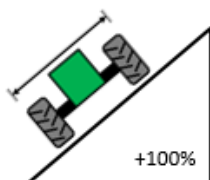
Bakmontert aksel



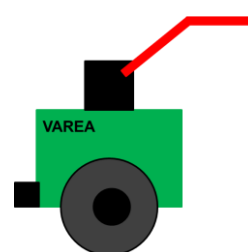
Framtung maskin



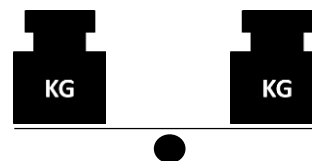
Bred sporvidde



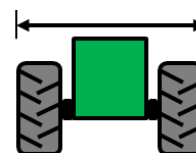
Passer for arbeid i bratta med helning over 100 %



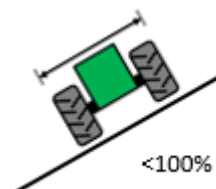
Midtmontert aksel



Maskin i likevekt



Smal sporvidde



Passer for arbeid på flatere mark med helning inntil 100 %